

Dr Nic

drnicwilliams.com

Dr Nic's Magic Models

myconfplan

Go indoors and learn something

[Log in](#)

[Sign up](#)

[Home](#)

[Conferences](#)

[Blog](#)

[Contact us](#)

go indoors and learn something



railsconf2007

Going to this conference?

MyConfPlan

Composite Primary Keys


Magic Multi-Connections

NewGem Generator

```
$ newgem <gemname>
```


```
$ newgem chunkybacon
creating: chunkybacon
creating: chunkybacon/README.txt
creating: chunkybacon/lib
creating: chunkybacon/scripts
creating: chunkybacon/website
creating: chunkybacon/website/javascripts
creating: chunkybacon/website/stylesheets
creating: chunkybacon/lib/chunkybacon
creating: chunkybacon/lib/chunkybacon.rb
creating: chunkybacon/lib/chunkybacon/version.rb
creating: chunkybacon/bin
creating: chunkybacon/test
creating: chunkybacon/test/test_helper.rb
creating: chunkybacon/test/test_chunkybacon.rb
creating: chunkybacon/examples
creating: chunkybacon/setup.rb
creating: chunkybacon/Rakefile
creating: chunkybacon/History.txt
creating: chunkybacon/License.txt
creating: chunkybacon/Manifest.txt
creating: chunkybacon/scripts/txt2html
creating: chunkybacon/website/index.txt
creating: chunkybacon/website/index.html
creating: chunkybacon/website/template.rhtml
copying: chunkybacon/website/javascripts/rounded_corners_lite.inc.js
copying: chunkybacon/website/stylesheets/screen.css
NOW - update chunkybacon/Rakefile with gem description, etc
```

```
$ newgem chunkybacon
creating: chunkybacon
creating: chunkybacon/README.txt
creating: chunkybacon/lib
creating: chunkybacon/scripts
creating: chunkybacon/website
creating: chunkybacon/website/javascripts
creating: chunkybacon/website/stylesheets
creating: chunkybacon/lib/chunkybacon
creating: chunkybacon/lib/chunkybacon.rb
creating: chunkybacon/lib/chunkybacon/version.rb
creating: chunkybacon/bin
creating: chunkybacon/test
creating: chunkybacon/test/test_helper.rb
creating: chunkybacon/test/test_chunkybacon.rb
creating: chunkybacon/examples
creating: chunkybacon/setup.rb
creating: chunkybacon/Rakefile
creating: chunkybacon/History.txt
creating: chunkybacon/License.txt
creating: chunkybacon/Manifest.txt
creating: chunkybacon/scripts/txt2html
creating: chunkybacon/website/index.txt
creating: chunkybacon/website/index.html
creating: chunkybacon/website/template.rhtml
copying: chunkybacon/website/javascripts/rounded_corners_lite.inc.js
copying: chunkybacon/website/stylesheets/screen.css
NOW - update chunkybacon/Rakefile with gem description, etc
```



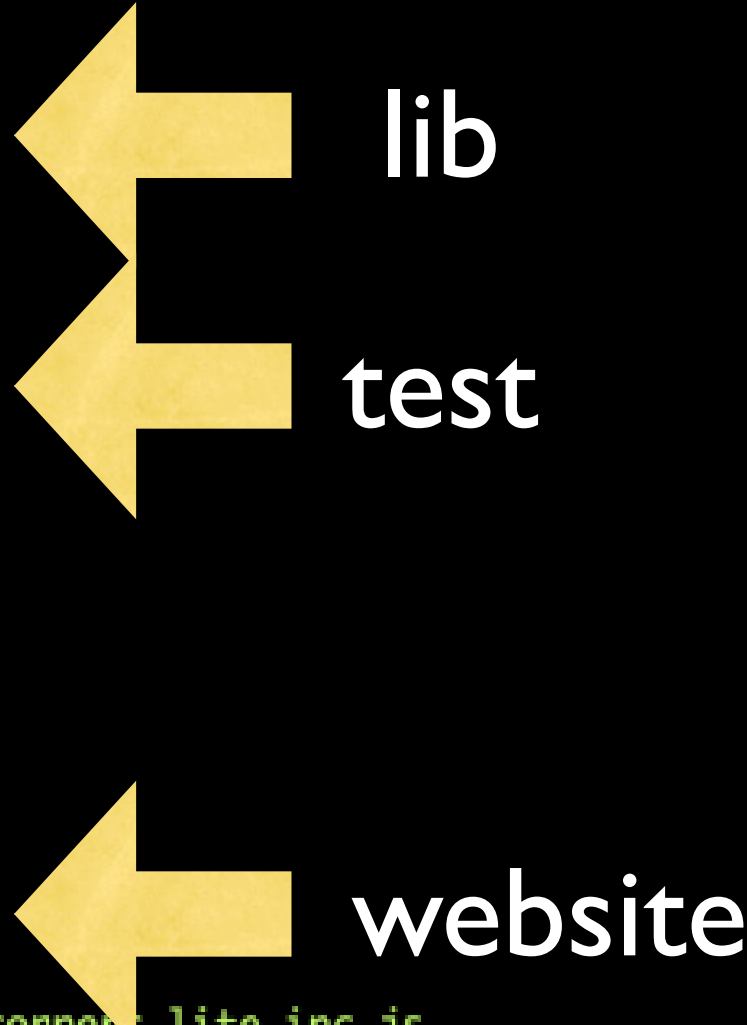
lib


```
$ newgem chunkybacon
creating: chunkybacon
creating: chunkybacon/README.txt
creating: chunkybacon/lib
creating: chunkybacon/scripts
creating: chunkybacon/website
creating: chunkybacon/website/javascripts
creating: chunkybacon/website/stylesheets
creating: chunkybacon/lib/chunkybacon
creating: chunkybacon/lib/chunkybacon/version.rb
creating: chunkybacon/bin
creating: chunkybacon/test
creating: chunkybacon/test/test_helper.rb
creating: chunkybacon/test/test_chunkybacon.rb
creating: chunkybacon/examples
creating: chunkybacon/setup.rb
creating: chunkybacon/Rakefile
creating: chunkybacon/History.txt
creating: chunkybacon/License.txt
creating: chunkybacon/Manifest.txt
creating: chunkybacon/scripts/txt2html
creating: chunkybacon/website/index.txt
creating: chunkybacon/website/index.html
creating: chunkybacon/website/template.rhtml
copying: chunkybacon/website/javascripts/rounded_corners_lite.inc.js
copying: chunkybacon/website/stylesheets/screen.css
NOW - update chunkybacon/Rakefile with gem description, etc
```



The diagram consists of two large yellow arrows pointing to the left. The top arrow is labeled 'lib' and points to the 'lib' directory in the terminal output. The bottom arrow is labeled 'test' and points to the 'test' directory in the terminal output.

```
$ newgem chunkybacon
creating: chunkybacon
creating: chunkybacon/README.txt
creating: chunkybacon/lib
creating: chunkybacon/scripts
creating: chunkybacon/website
creating: chunkybacon/website/javascripts
creating: chunkybacon/website/stylesheets
creating: chunkybacon/lib/chunkybacon
creating: chunkybacon/lib/chunkybacon/version.rb
creating: chunkybacon/bin
creating: chunkybacon/test
creating: chunkybacon/test/test_helper.rb
creating: chunkybacon/test/test_chunkybacon.rb
creating: chunkybacon/examples
creating: chunkybacon/setup.rb
creating: chunkybacon/Rakefile
creating: chunkybacon/History.txt
creating: chunkybacon/License.txt
creating: chunkybacon/Manifest.txt
creating: chunkybacon/scripts/txt2html
creating: chunkybacon/website/index.txt
creating: chunkybacon/website/index.html
creating: chunkybacon/website/template.rhtml
copying: chunkybacon/website/javascripts/rounded_corners_lite.inc.js
copying: chunkybacon/website/stylesheets/screen.css
NOW - update chunkybacon/Rakefile with gem description, etc
```




The diagram consists of three large yellow arrows pointing left towards the terminal output. The top arrow is labeled 'lib' and points to the lines 'creating: chunkybacon/lib' and 'creating: chunkybacon/lib/chunkybacon'. The middle arrow is labeled 'test' and points to the lines 'creating: chunkybacon/test' and 'creating: chunkybacon/test/test_chunkybacon.rb'. The bottom arrow is labeled 'website' and points to the lines 'creating: chunkybacon/website/index.html' and 'creating: chunkybacon/website/template.rhtml'.

```
$ newgem chunkybacon -b bacon_app
```

```
$ newgem chunkybacon -b bacon_app
creating: chunkybacon
creating: chunkybacon/README.txt
creating: chunkybacon/lib
creating: chunkybacon/scripts
creating: chunkybacon/website
creating: chunkybacon/website/javascripts
creating: chunkybacon/website/stylesheets
creating: chunkybacon/lib/chunkybacon
creating: chunkybacon/lib/chunkybacon.rb
creating: chunkybacon/lib/chunkybacon/version.rb
creating: chunkybacon/bin
creating: chunkybacon/bin/bacon_app
creating: chunkybacon/test
creating: chunkybacon/test/test_helper.rb
creating: chunkybacon/test/test_chunkybacon.rb
creating: chunkybacon/examples
creating: chunkybacon/setup.rb
creating: chunkybacon/Rakefile
creating: chunkybacon/History.txt
creating: chunkybacon/License.txt
creating: chunkybacon/Manifest.txt
creating: chunkybacon/scripts/txt2html
creating: chunkybacon/website/index.txt
creating: chunkybacon/website/index.html
creating: chunkybacon/website/template.rhtml
copying: chunkybacon/website/javascripts/rounded_corners_lite.inc.js
copying: chunkybacon/website/stylesheets/screen.css
NOW - update chunkybacon/Rakefile with gem description, etc
```

```
$ newgem chunkybacon -b bacon_app
creating: chunkybacon
creating: chunkybacon/README.txt
creating: chunkybacon/lib
creating: chunkybacon/scripts
creating: chunkybacon/website
creating: chunkybacon/website/javascripts
creating: chunkybacon/website/stylesheets
creating: chunkybacon/lib/chunkybacon
creating: chunkybacon/lib/chunkybacon.rb
creating: chunkybacon/lib/chunkybacon/version.rb
creating: chunkybacon/bin
creating: chunkybacon/bin/bacon_app
creating: chunkybacon/test
creating: chunkybacon/test/test_helper.rb
creating: chunkybacon/test/test_chunkybacon.rb
creating: chunkybacon/examples
creating: chunkybacon/setup.rb
creating: chunkybacon/Rakefile
creating: chunkybacon/History.txt
creating: chunkybacon/License.txt
creating: chunkybacon/Manifest.txt
creating: chunkybacon/scripts/txt2html
creating: chunkybacon/website/index.txt
creating: chunkybacon/website/index.html
creating: chunkybacon/website/template.rhtml
copying: chunkybacon/website/javascripts/rounded_corners_lite.inc.js
copying: chunkybacon/website/stylesheets/screen.css
NOW - update chunkybacon/Rakefile with gem description, etc
```



bin

```
parser = OptionParser.new do |opts|
```

```
  opts.banner = <<BANNER
```

```
This application is wonderful because...
```

```
Usage: #{File.basename($0)} [options]
```

```
Options are:
```

```
BANNER
```

r

a

k

e

rake

```
$ rake -T
(in /private/tmp/chunkybacon)
rake announce      # Generate email announcement file and post to rubyforge.
rake audit         # Run ZenTest against the package
rake check_manifest # Verify the manifest
rake clean         # Remove any temporary products. / Clean up all the extras
rake clobber       # Remove any generated file.
rake clobber_docs  # Remove rdoc products
rake clobber_package # Remove package products
rake config_hoe    # Create a fresh ~/.hoerc file
rake debug_gem     # Show information about the gem.
rake default       # Run the default tasks
rake deploy        # Release the website and new gem version
rake docs          # Build the docs HTML Files
rake email         # Generate email announcement file.
rake gem           # Build the gem file chunkybacon-0.0.1.gem
rake install       # Install the package. Uses PREFIX and RUBYLIB
rake install_gem   # Install the package as a gem
rake local_deploy  # Runs tasks website_generate and install_gem as a local deploy
rake multi         # Run the test suite using multiruby
rake package       # Build all the packages
rake post_blog     # Post announcement to blog.
rake post_news     # Post announcement to rubyforge.
rake publish_docs  # Publish RDoc to RubyForge
rake redocs        # Force a rebuild of the RDOC files
rake release       # Package and upload the release to rubyforge.
rake repackage     # Force a rebuild of the package files
rake ridocs        # Generate ri locally for testing
rake test          # Run the test suite. Use FILTER to add to the command line.
rake test_deps     # Show which test files fail when run alone.
rake uninstall     # Uninstall the package.
rake website       # Generate and upload website files
rake website_generate # Generate website files
rake website_upload # Upload website files to rubyforge
```


rake

```
$ rake -T
(in /private/tmp/chunkybacon)
rake announce      # Generate email announcement file and post to rubyforge.
rake audit         # Run ZenTest against the package
rake check_manifest # Verify the manifest
rake clean         # Remove any temporary products. / Clean up all the extras
rake clobber      # Remove any generated file.
rake clobber_docs # Remove rdoc products
rake clobber_package # Remove package products
rake config_hoe   # Create a fresh ~/.hoerc file
rake debug_gem    # Show information about the gem.
rake default      # Run the default tasks
rake deploy       # Release the website and new gem version
rake docs         # Build the docs HTML Files
rake email        # Generate email announcement file.
rake gem          # Build the gem file chunkybacon-0.0.1.gem
rake install      # Install the package. Uses PREFIX and RUBYLIB
rake install_gem  # Install the package as a gem
rake local_deploy # Runs tasks website_generate and install_gem as a local deploy
rake multi        # Run the test suite using multiruby
rake package      # Build all the packages
rake post_blog    # Post announcement to blog.
rake post_news    # Post announcement to rubyforge.
rake publish_docs # Publish RDoc to RubyForge
rake redocs       # Force a rebuild of the RDOC files
rake release      # Package and upload the release to rubyforge.
rake repackage    # Force a rebuild of the package files
rake ridocs       # Generate ri locally for testing
rake test         # Run the test suite. Use FILTER to add to the command line.
rake test_deps    # Show which test files fail when run alone.
rake uninstall    # Uninstall the package.
rake website      # Generate and upload website files
rake website_generate # Generate website files
rake website_upload # Upload website files to rubyforge
```

newgem

rake

```
$ rake -T  
(in /private/tmp/chunkybacon)
```

```
rake announce # Generate email announcement file and post to rubyforge.  
rake audit # Run ZenTest against the package  
rake check_manifest # Verify the manifest  
rake clean # Remove any temporary products. / Clean up all the extras  
rake clobber # Remove any generated file.  
rake clobber_docs # Remove any products  
rake clobber_package # Remove package products  
rake config_hoe # Create a fresh ~/.hoerc file  
rake debug_gem # Show information about the gem.  
rake default # Run the default tasks  
rake deploy # Release the website and new gem version  
rake docs # Build the docs HTML Files  
rake email # Generate email announcement file.  
rake gem # Build the gem file chunkybacon-0.0.1.gem  
rake install # Install package. Uses PREFIX and RUBYLIB  
rake install_gem # Install the package as a gem  
rake local_deploy # Runs tasks website_generate and install_gem as a local deploy  
rake multi # Run the test suite using multiruby  
rake package # Build all the packages  
rake post_blog # Post announcement to blog.  
rake post_news # Post announcement to rubyforge.  
rake publish_docs # Publish RDoc to RubyForge  
rake redocs # Force a rebuild of the RDOC files  
rake release # Package and upload the release to rubyforge.  
rake repackage # Force rebuild of the package files  
rake ridocs # Generate ri locally for testing  
rake test # Run the test suite. Use FILTER to add to the command line.  
rake test_deps # Show which test files fail when run alone.  
rake uninstall # Uninstall the package.  
rake website # Generate and upload website files  
rake website_generate # Generate website files  
rake website_upload # Upload website files to rubyforge
```

hoe

“awesome”

hoe

“awesome”

“the best thing
around til *Heroes*”

hoe

“awesome”

“the best thing
around til *Heroes*”



hoe

“**Ryan Davis,**
I had your child”

“awesome”

“the best thing
around til *Heroes*”

hoe


“**Ryan Davis**,
I had your child”

“**zenspider**: you
owe me money”

```
$ rake deploy VERSION=0.1.0
```




```
$ rake deploy VERSION=0.1.0
```




```
release gem  
  rubyforge
```

```
$ rake deploy VERSION=0.1.0
```



release gem
rubyforge



sync website

Test::Unit

or

RSpec

Test::Unit

or

RSpec

Thanks
Robby Russell

newgem.rubyforge.org

by Dr Nic - drnicwilliams.com